

First steps to search for books and papers @UTokyo

Contents

【1】 The “Literacy” website and the UTokyo Library System Database	p. 1
【2】 How to access academic papers on the web	
– TREE(UTokyo REsource Explorer) (Example 1)	p. 2
【3】 What to do when the paper you are looking for is unavailable on the web	
– How to use UTokyo Article Link and MyOPAC (Example 2)	p. 3-5
【4】 Search for books (and other printed materials) (Example 3)	p. 6-8
【5】 How to use the E-journal & E-book Portal	p. 9
【6】 Search for papers in English (all fields) Web of Science (Example 4)	p. 10-11
【7】 Search for papers in English (engineering) Engineering Village (Example 5)	p. 12-13
【8】 Search for papers in Japanese (all fields) CiNii Research (Example 6)	p. 14

Text and Reference materials

- First steps to search for books and papers @UTokyo (text : this material)
- Let’s use the Literacy website! / Let’s use the databases!

【1】 The “Literacy” website and the UTokyo Library System Database

University of Tokyo Library System Database

[On-campus/Off-campus access OK]
<https://www.lib.u-tokyo.ac.jp/en/library/contents/database>

The screenshot shows the 'University of Tokyo Library System' website. The top navigation bar includes 'Libraries', 'UTokyo OPAC', 'ASK', 'Literacy', and language options '日本語' and 'English'. A secondary navigation bar has 'Home', 'News', 'Event', 'Database List', 'Collection', 'About', and 'Contact'. A search bar is present on the right. The main content area features a 'Database List' page with a search interface. A callout box points to the 'Database List' link in the left menu, stating: 'Please jump to each page from the left menu or user guide.' Another callout box points to the 'Database List' link in the top navigation bar, stating: 'The “Database List” page is a collection of links to databases available at the University of Tokyo.' A third callout box points to the search filters on the 'Database List' page, stating: 'You can search for databases by specifying the Source Type and Subject area you want to use.'

Literacy site:
<https://www.lib.u-tokyo.ac.jp/en/library/literacy>

You can search for databases by specifying the Source Type and Subject area you want to use.

Academic Information Literacy Section, Information Technology Group, The University of Tokyo
 Email: literacy@lib.u-tokyo.ac.jp

【3】 What to do when the paper you are looking for is unavailable on the web

(How to use UTokyo Article Link and MyOPAC)

Example 2 Let's try searching for this article cited in a reference list.

Seibt G. HERMAN GRIMM'S "GOETHE".

(Author name) (Article title)

Sinn und form 2018;70(4):533-542.

(Journal title) (Year) (vol. no.) (Page)

- ① Enter the article title, and click the search button.
- ② On the search result page, go to "Content Type" and choose "Journal Article". Click the article title.
- ③ The UTokyo Article Link page will open.
- ④ If the message "Sorry, this item is not available online. Please use options below to get it:" is displayed, see "Additional Options for finding Full Text".
Then, click either "By ISSN/ISBN" or "By Journal/Book Title" under "Search a Paper Journal/Book(UTokyo OPAC)".
- ⑤ The University of Tokyo OPAC is displayed. Check the "Location" and "Volumes" to see if the volumes and issues you need are present.
- ⑥ To request for copy delivery or the PDF viewing service, log in to MyOPAC.
- ⑦ Click "Copy" or "PDF" to go to the request page (*charged). *Requires advance application at your department library.

【TREE search result page】

(Please see the next page for instructions on how to use UTokyo Article Link)

How to use "UTokyo Article Link"

This service allows users to access the full text of an article from a database's search result screen. If there is no link to the text when you use a literature search tool, please click the "UTokyo Article Link" button.



Clicking on the "UTokyo Article Link" button or the "Full text@UTokyo" link displayed in various databases will take you to the UTokyo Article Link.

the University of Tokyo
UTokyo Article Link

学外アクセス (Access from Off-Campus) | 論文を探す (TREE) (Search Articles (TREE)) | データベースを探す (Search Databases) | 附属図書館ホームページ (Library Home Page)

This service allows users to access the full text of an article from a database's search results screen.
★Users are reminded to respect the E-resources : Instructions and Directions for Use

You are looking for :
HERMAN GRIMM'S "GOETHE"
Author: Seibt, Gustav
Journal: Sinn und form
ISSN: 0037-5756
Date: 2018/07/01
Volume: 70 Issue: 4 Page: 533-542

Full Text via Online

Full Text Online (from American Public Health Association) - 1971/01/01 - present
Full Text Online (from PubMed Central) - 1971 - 2 years ago - Free
Full Text Online (from Agricultural & Environmental Science Collection) - 1992/01/01 - present
Full Text Online (from Social Science Premium Collection) - 1992/01/01 - present
Full Text Online (from SocINDEX with Full Text) - 1971/08/01 - present

Additional Options for finding Full Text

Search a Paper Journal/Book (UTokyo OPAC) by ISSN/ISBN by Journal/Book Title
Get a Photocopy from Other Universities (MyOPAC) Interlibrary Loan Request

Other Resources

Google Scholar, CiNii, PubMed, OAIster, IRDB, CiNiiBooks, J-STAGE RefWorks

By Journal/Book Title By ISSN
Import into RefWorks

In this case, the full text is **available**.

Jump to see the full text.

In this case, the full text is **not available**.

Sorry, this item is not available online. Please use options below to get it:

Search for printed materials held at the UTokyo libraries.

東京大学 OPAC
The University of Tokyo Library OPAC

HOME | ASK | MyOPAC Service | Newly Arrived Books

Back to Results List

<Journals>
Sinn und Form : Beiträge zur Literatur

Hide book details.

MyOPAC Login

You can also request for photocopy delivery or to use the PDF viewing service by logging into MyOPAC.
(Continued on next page)

How to use "MyOPAC"

On MyOPAC, you can request for photocopy delivery, PDF viewing, extension of due dates, reservation of books on loan, book delivery from UTokyo libraries, and acquisition of books.

Log in with your
 ★ UTokyo Account or ★ Library Account
 You can log in to MyOPAC from off-campus as well.



【MyOPAC page】

Location	Volumes	Year	Call No.	Comment
Gen.Periodicals	7(1-2,4-6),8-49	1955-1997	ZE:S6178	
Let.Lib.	12,14,18,20-24,25(1-3),26-70	1960-2018		1-10Jahrg.はリプリント版(AA10702076)を所蔵。独文より
Let.Ger.Lit.	71-73,74(1)+	2019-2022		

★ For journals, check the volumes and issues that the library holds.
 ("Year" does not mean all volumes within the displayed range are held.)
 If there is a +, it is continuing to be accepted. If not, acquisition has stopped.

example 1: 26-70
 →The library holds all issues from vol. (or issue) 26 to vol. (or issue) 70.

example 2: 12,14,18,20-24
 →The library does not hold vol.13, 15-17, and 19.

example 3: 25(1-3)
 →The library has the first three issues of volume 25, but not the later issues.

★ MyOPAC Delivery Request Service
 Copy / PDF viewing (Charged*)
 Click to go to the request page.
 Placing photocopy requests.

A PDF file containing the requested pages can be viewed on-campus.

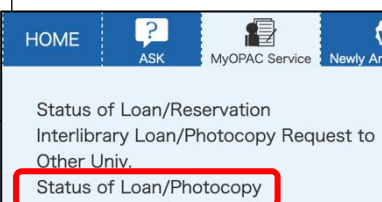

You can request delivery from other universities.

【To view the PDF】

- Apply for PDF viewing from MyOPAC.
- You will receive an email from the holding library informing that it is now available for viewing.
- Login to MyOPAC from a PC on campus.
- View PDFs from the "Status of Loan/Photocopy" menu.

*Viewing deadline: Within 2 weeks after sending the notification email(②) from the library.

Charged* requires advance application through the **【Application form for the MyOPAC delivery request service】** at your department library.
 Form:
https://opac.dl.itc.u-tokyo.ac.jp/webreq/ill/webreq_ILL_form.pdf



【4】 Search for books

(When the books are available at UTokyo)

The University of Tokyo OPAC

A tool to search for books and journals held by the University of Tokyo. [On-campus/Off-campus access OK] Accessible from the “Database List” page

Example 3 Let's borrow the following books listed in the reference list.

Pevsner J, 1961- *Bioinformatics and functional genomics / Jonathan Pevsner*. 3rd ed.
 (Author name) (Book title) (Edition)
Chichester: Wiley Blackwell; 2015.
 (Place of publication) (Publisher) (Publication year)

- ① Enter keywords and click the search button. The search result page will be displayed.
- ② Click the title to see the detailed information of the chosen material.
- ③ Check “Location”, “Call number”, and “Status”. You will need the call number to locate the book.
- ④ Reservations can be made for books currently on loan. Log in to MyOPAC and click “Reserve”.
- ⑤ You can also borrow books from other UTokyo libraries by having them delivered.

①

Search by book title or journal title

In the example on the left, both a paper book and an e-book are available. If you want to borrow the book, click the title of the book.

[Reserving / ordering books from MyOPAC]

<Books>

Bioinformatics and functional genomics / Jonathan Pevsner

Hide book details.

Hongo Campus ③

Location	Volume	Call No.	Barcode No.	Status	Collection	Printed	Comments	Copy	PDF	Reserve
Sci.Lib.	: cloth	575.1:14	2013480286				575.1:Pe:III(旧生化)	Copy	PDF	Reserve
Med.Lib.Read.R.	: cloth	575.1:BI	4311468765					Copy	PDF	Reserve

Yayoi Campus

Location	Volume	Call No.	Barcode No.	Status	Collection	Printed	Comments	Copy	PDF	Reserve
Agr.Lib.General	: cloth	467.3:P48:3rd ed	5010925187					Copy		Reserve

Hide details.

Edition 3rd ed

Online **Bioinformatics and functional genomics**

Make a note of the library name and call number before heading to the library. (Click “Location” in advance to check the opening hours, entry conditions, etc.)

Free

④

If an “Online” option is displayed here, you can jump to the e-book.

E-books may not come up in the initial search results because it does not include the author's name and so on. In such a case, you should check this part of the printed book.

MyOPAC Reserve Service 【Free】

Reservations can be made for books currently on loan. You can also borrow books from other UTokyo libraries by having them delivered.

Services vary depending on the campus of your department or laboratory to which you belong.

See more:OPAC Help >MyOPAC> User's guide for MyOPAC Delivery Request Service
https://opac.dl.itc.u-tokyo.ac.jp/webreq/ill/e-ill_help.html

【Continuation of 4】 Search for books (and other printed materials) (When the materials are not available at UTokyo)

The University of Tokyo OPAC

A tool to search for books and materials held by the University of Tokyo. [On-campus/Off-campus access OK] Accessible from the "Database List" page

- ① Enter a keyword and click the search button. A list of search results will be displayed.
- ② Switch the tab to "CiNii Books".
- ③ Search for the material you need from collections held in university libraries nationwide.
- ④ To apply for delivery, click "Order from another university" and log in to MyOPAC.
- ⑤ When you finish using MyOPAC, close the browser and exit.

東京大学 OPAC
The University of Tokyo Library OPAC

HOME ASK MyOPAC Service Newly Arrived Books Library Academic Archives

UTokyo OPAC CiNii Books

UTokyo OPAC Search for books and journals (including e-books and e-journals) held by the University of Tokyo.

There are no results matching your search.
Try your search with different keywords or conditions, or click on other tabs or links below.

Did you mean: *academic writing for graduate students, a sanskrit grammar for students, a vedic grammar for students*

Copy/Borrow from Other Univ.

TREE | NDL Search | Calil | Google Books | Google Scholar | WorldCat | JAPAN SEARCH

Simple Search Advanced

academic writing and grammar for students Search

If the book you are looking for is not available at the University of Tokyo, switch the tab to [CiNii Books].

Search by book title or journal title. (You cannot search by article title or author of articles.)

To apply for delivery, log in to MyOPAC (see p.5)

③ 6. Academic writing and grammar for students / Alex Osmond ④

Sage , 2016 . - (Sage study skills)

Click on the title if you want to see more information.

Copy/Borrow from other univ.
Charged
Request

Always end the session by logging out and closing the browser window

Charged*

*requires advance application through the 【Application form for the MyOPAC delivery request service】 at your department library.

Form: https://opac.dl.itc.u-tokyo.ac.jp/webreq/ill/webreq_ILL_form.pdf

For more information on how to use EZproxy, please refer to the following:

■ Using EZproxy

<https://www.lib.u-tokyo.ac.jp/en/library/literacy/user-guide/campus/offcampus/ezproxy>

【5】 How to use the E-journal & E-book Portal

The E-journal & E-book Portal is a site where you can search for e-resources available at the University of Tokyo. If you can't find the e-journal or e-book you need from the University of Tokyo OPAC, please try searching the E-journal & E-book Portal as well.

E-journal & E-book Portal

A collection of links to e-journals and e-books available at the University of Tokyo. [On-campus/Off-campus access OK] Accessible from the “Database List” page

- ① Enter a journal/book title, and click “Search”.
- ② On the search result page, click the publisher name or platform name featuring the e-journal/e-book. (Pay attention to the coverage years.)
- ③ The e-journal/e-book page will open.
- ④ In the case of journals, search for the article you want to read from the list of volume numbers or by searching the article title.
- ⑤ Click the “PDF” button to view the full text of the article.

① Find e-resources by title or identifying number:
 All **Journals Only** Books Only
 (Check the “Journals Only” as necessary.)
 Title contains all words
 If you already have a citation and want full text, try [UTokyo Article Link](#)

Search by book title or journal title

② **FOOD POLICY**
 Food policy
 ISSN: 0306-9192
 Look up Article
 Journal Details ▼ Peer Reviewed
 1975/11/01 to Present in **ScienceDirect Journals** via Off-Campus access service
 1995/02/01 to Present in ScienceDirect Freedom Collection via Off-Campus access service

Search results with this icon
 ⇒Also available from home via off-campus access service

Volumes outside of the recorded years are inaccessible from both on and off campus. (Search printed journals by UTokyo OPAC)

③ **ScienceDirect** Journals & Books Brought to you by: University of Tokyo Library System
FOOD POLICY
Food Policy
 Supports open access
【Publisher websites providing e-journals】
 Articles & Issues ▼ About ▼ Publish ▼ [Submit your article](#) ↗ [Guide for authors](#) ↗
 Latest issue **About the journal**

[6] Search for papers in English (all fields)

**Web of Science
Core Collection
(All fields)**

[On-campus/Off-campus access OK]
Accessible from the "Database List" page

Example 4 Find papers on "genetic resource".

- ① Enter keywords in the search window and click the search button.
- ② A list of search results will be displayed (refine or reorder as necessary).
- ③ Click the title of the article to display the detail screen.
- ④ To view the full text, click on the link that allows you to read the full text.
If this link is not available, click on the UTokyo Article Link.

① Input screen example

If you enclose it with " ", you can search for phrases.
If * is added, it will be a partial match search.

In the Topic and All Fields, spelling variations and plurals of the search term are automatically searched. However, phrase search disables this automatic function, so in this case * is required for a partial match search.

In this example, the field is specified as Genetics Heredity.

② Refine results

③

④

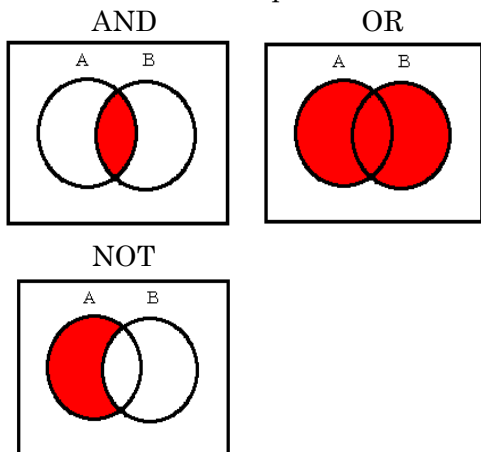
▪ Citations ⇒ Display a list of references that cite this article

▪ Cited references ⇒ View a list of references cited by this article

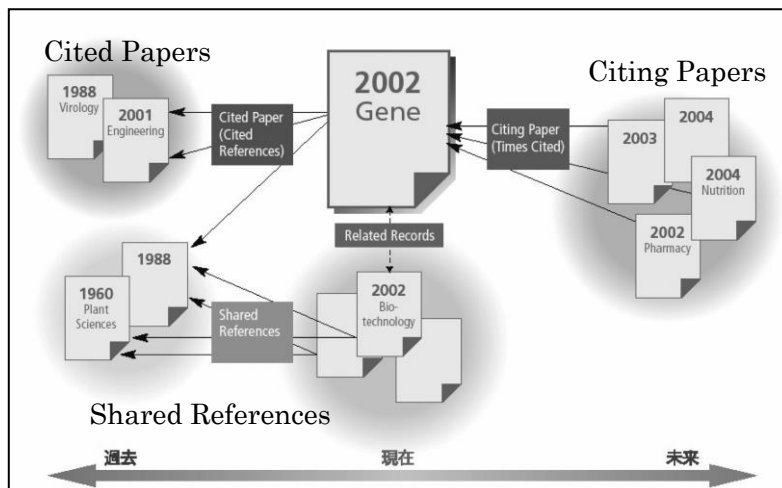
View related records ⇒ View articles that cite the same references as those cited in this article.

【Advanced Information】

◆ Boolean Search Operators



◆ Web of Science's Citation Network



◆ Cited Reference Search

Example Find articles which cite the following article.

Shechtman D, Metallic phase with long-range orientational order and no translational symmetry. *Phys. rev. lett.* 1984; 53(20):1951-1953.

- ① Click "CITED REFERENCES".
- ② Enter the author name, journal title and published year.
- ③ Click Search button.
- ④ Select the article, click Finish Search button.
- ⑤ The search results are displayed.

The screenshot shows the 'CITED REFERENCES' search interface. A red box highlights the search criteria: 'Cited Author' (shechtman d*), 'Cited Work' (phys* rev* lett*), and 'Cited Year(s)' (1984). A red circle with '1' is around the 'CITED REFERENCES' tab. A red circle with '2' is around the search criteria. A red circle with '3' is around the 'Search' button. A red dashed box around the search criteria contains the text: 'Search by the journal title, not article title.'

29 Cited References

Step 2: Select the cited references in this list that match the author(s) or work(s) you are interested in, then See Results.

2/29 Export See Results < 1 of 1 >

	Cited Author	Cited Work	Title	Year	Volume	Issue	Page	Identifier	Citing Articles
<input checked="" type="checkbox"/>	SHECHTMAN, D; (...); CAHN, JW View All	PHYS REV LETT	METALLIC PHASE WITH LONG-RANGE ORIENTATIONAL ORDER AND NO TRANSLATIONAL SYMMETRY	1984	53	20	1951-1953	10.1103/PhysRevLett.53.1951	5,228
<input checked="" type="checkbox"/>	SHECHTMAN D	PHYS REV LETT		1984	53		20		13

[7] Search for papers in English (engineering)

Example 5 Find papers on “LED (Light Emitting Diode)”.

Engineering Village
(engineering)

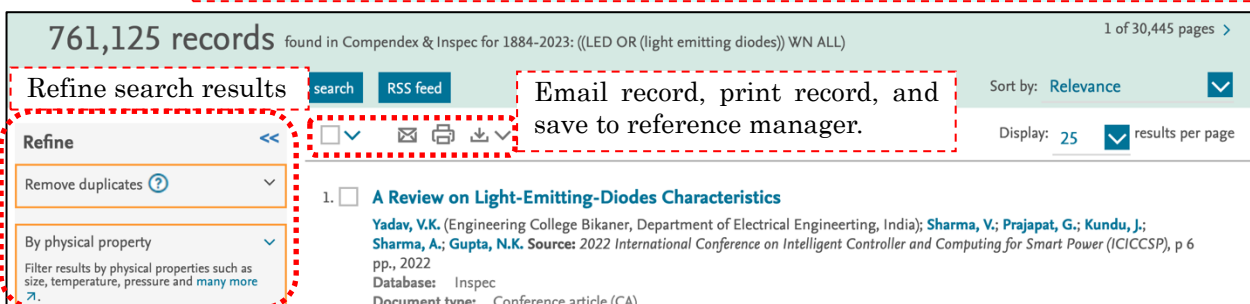
[On-campus/Off-campus access OK]
Accessible from the “Database List” page

- ① Enter keywords in the Quick search window and click the search button.
- ② A list of search results will be displayed (refine or reorder as necessary).
- ③ Click on the title of the article or "Show preview" to display the abstract.
- ④ Click on "Full text" to see the full text. If this link is not available, click on the UTokyo Article Link.

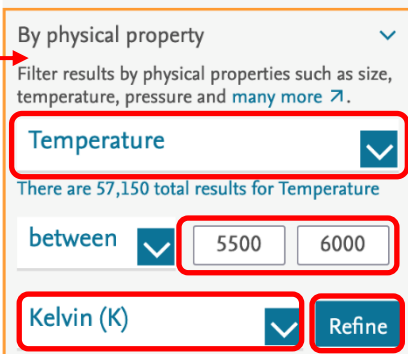


Search Tips 1 • You can add an option to filter by year and language in advance.

Search Tips 2 • Auto stemming function (on by default)
Automatically searches for related terms to the search term. For example, "management" also searches for "manage," "manager," "managing," etc.
• Enclose multiple words with " ", you can search for phrases. If you use * , a partial match search is performed.
However, " " and * cannot be used together, so related phrases should be connected with "or". Example: "laser diode" or "laser diodes"



Filter by numeric



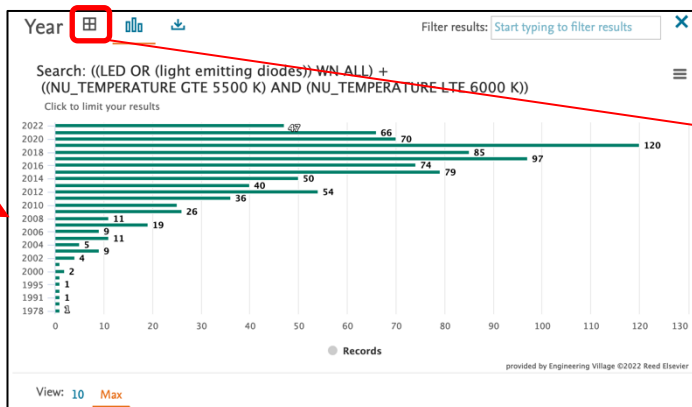
Engineering Village contains standardized numeric quantities and ranges. Numeric search function can be used in this normalized data format.

The luminous color of an LED is determined by its temperature. I want to focus on papers about white LED research.

Filter by year of publication



The number of data per year can be checked and narrowed down to the necessary years by looking at the distribution.



Limit to

Abstract

efficiency is improved from 9.68% to 13.41%. Meanwhile, Search results by numeric values between 5500K and 6000K wider span transforming from pure white light (5115 K) to cold white light (6912 K). This work proposes

Numerical data indexing:
Luminance 1.81E+02cd/m2, Luminance 2.07E+02cd/m2, Percentage 5.44E+01%, Percentage 9.68E+00% to 1.341E+01%, Temperature 5.115E+03K, Temperature 6.912E+03K

Author search

Example Find papers by Dr. Nakano Yoshiaki.

Author last name:

Author first name:

Affiliation name:

Analysis of the University of Tokyo

Possible to select the year and field in which the paper were published.

On a single page, they will compile a list of the status of engineering research and publications of specific organizations. Example: Source titles Journals in which researchers of the University of Tokyo are publishing.

